














1. Number of individuals in Household

		Response Percent	Response Count
1		14.0%	52
2		46.8%	174
3		16.7%	62
4		14.5%	54
5		5.6%	21
6		1.6%	6
7		0.5%	2
8		0.3%	1
answered question			372
skipped question			8





2. Are you a resident of:

		Response Percent	Response Count
Loudon		92.0%	343
Other NH Town		5.9%	22
Out of State		2.1%	8
answered question			373
skipped question			7



3. Do you reside in Loudon:

		Response Percent	Response Count
Year-round		96.9%	343
Seasonally, if so what months?		3.1%	11
	Months		16
answered question			354
skipped question			26





4. How long have you lived in Loudon?

		Response Percent	Response Count
Less than 5 Years		15.0%	54
5 – 10 Years		18.8%	68
10 –20 Years		21.1%	76
Over 20 Years		45.2%	163
answered question			361
skipped question			19





5. Are you a

		Response Percent	Response Count
Home Owner		96.1%	348
Renter		3.9%	14
	Other (please specify)		11
answered question			362
skipped question			18



6. Rural Residential

		Response Percent	Response Count
Stay with current 2 acres (or 3 acres for 2-Family)		74.4%	256
3 Acres		10.8%	37
5 Acres		6.7%	23
No Opinion		8.1%	28
	Other (please specify)		17
answered question			344
skipped question			36



7. Agriculture/Forestry Preservation

		Response Percent	Response Count
Stay with current 5 acres		72.1%	253
6 Acres		2.0%	7
10 Acres		12.0%	42
No Opinion		14.0%	49
	Other (please specify)		11
		answered question	351
		skipped question	29





8. Commercial

		Response Percent	Response Count
Stay with current 2 acres		82.9%	277
No Opinion		17.1%	57
	Other (please specify)		24
		answered question	334
		skipped question	46




9. Industrial

		Response Percent	Response Count
Stay with current 5 acres		85.1%	286
No Opinion		14.9%	50
	Other (please specify)		23
		answered question	336
		skipped question	44




10. Village

		Response Percent	Response Count
Stay with current 40,000 square feet		62.0%	222
Increase		12.8%	46
Decrease		5.0%	18
No Opinion		20.1%	72
		answered question	358
		skipped question	22




11. Are you in favor of Loudon trying to encourage commercial / industrial uses (nonresidential growth) to broaden its tax base?

		Response Percent	Response Count
Yes		75.6%	269
No		19.4%	69
No Opinion		5.1%	18
answered question			356
skipped question			24

12. The current zoning regulations allow for commercial and industrial uses in the same area. Should the Town have an area, or areas, that are dedicated strictly for industrial uses?

		Response Percent	Response Count
Yes		49.7%	174
No		34.3%	120
No Opinion		16.0%	56
If so, where should this zone be located			45
answered question			350
skipped question			30

13. Are you in favor of the Planning Board reexamining the Route 106 commercial zone to increase the zone's area? The Route 106 Commercial/Industrial Zone is located the length of Route 106 and generally stretches approximately 500' back from the highway, except when bordered by the Soucook River.




		Response Percent	Response Count
Yes		40.9%	144
No		41.8%	147
No Opinion		17.3%	61

If yes, where and how? 30

answered question 352

skipped question 28

14. Should Loudon consider allowing New Hampshire Motor Speedway (NHMS) to build a casino on their property if future state legislation permits it?






		Response Percent	Response Count
Yes		50.7%	181
No		46.8%	167
No Opinion		2.5%	9

Do you have any comments regarding this issue? 99

answered question 357

skipped question 23

15. In your opinion, which statement best characterizes Loudon's rate of growth:

		Response Percent	Response Count
Loudon is growing too fast		15.1%	53
Loudon is growing as fast as neighboring Towns		32.7%	115
Loudon is not growing fast enough		9.1%	32
Growth is not a major issue here		31.8%	112
No Opinion		11.4%	40
		answered question	352
		skipped question	28

16. What types of development would you prefer in Loudon? Please give order of priority (1, 2, 3, etc.)

	1	2	3	4	5	6	Rating Average	Response Count
Industrial /Commercial Development	24.8% (80)	26.0% (84)	18.6% (60)	19.8% (64)	6.5% (21)	4.3% (14)	2.70	323
Residential Development	13.0% (42)	27.2% (88)	32.2% (104)	19.8% (64)	4.0% (13)	3.7% (12)	2.86	323
Mixed-Use Development	9.0% (29)	25.1% (81)	32.5% (105)	26.6% (86)	5.6% (18)	1.2% (4)	2.98	323
Any Type of Development Designed to Help the Preserve Loudon's Quality of Life	46.4% (150)	14.6% (47)	10.2% (33)	24.5% (79)	3.7% (12)	0.6% (2)	2.26	323
No Development	5.0% (16)	4.6% (15)	4.3% (14)	6.5% (21)	64.7% (209)	14.9% (48)	4.66	323
Other (please specify below)	1.9% (6)	2.5% (8)	2.2% (7)	2.8% (9)	15.5% (50)	75.2% (243)	5.53	323
answered question								323
skipped question								57











17. Other types of development

	Response Count
	85
answered question	85
skipped question	295

18. Which of the following commercial enterprises would you like to see within Loudon?

	Like	Dislike	No Opinion	Response Count
Professional Offices	83.5% (274)	6.7% (22)	9.8% (32)	328
Light Industrial Parks	73.5% (238)	17.9% (58)	8.6% (28)	324
Heavy Industrial Parks	14.5% (44)	68.1% (207)	17.4% (53)	304
Retail	73.3% (236)	16.5% (53)	10.2% (33)	322
Restaurants	86.1% (285)	7.9% (26)	6.0% (20)	331
Services	77.6% (246)	6.3% (20)	16.1% (51)	317
Home Businesses	77.9% (247)	7.3% (23)	14.8% (47)	317
Recreational Businesses	76.0% (237)	11.2% (35)	12.8% (40)	312
Motels/Hotels/Inns	56.5% (179)	25.9% (82)	17.7% (56)	317
Major Shopping Malls	16.2% (50)	75.0% (231)	8.8% (27)	308
Major Grocery Store	48.3% (155)	44.5% (143)	7.2% (23)	321
Tourism-related Businesses	66.5% (212)	17.9% (57)	15.7% (50)	319
Agriculture-related Businesses	86.3% (270)	1.6% (5)	12.1% (38)	313
			Other (please specify)	13
answered question				344
skipped question				36

19. Why do you feel that Loudon is a desirable place to live? (Please check all that are important)

		Response Percent	Response Count
Small Town / Rural Atmosphere		89.9%	311
Proximity to Cities		83.2%	288
Employment Opportunities		4.9%	17
Educational System		24.6%	85
People / Community Spirit		55.5%	192
Community / Recreational Facilities		28.3%	98
Town Services		28.6%	99
NH Motor Speedway		27.5%	95
Scenic Areas		52.0%	180
Historical Character		39.3%	136

Other (please specify) 17

answered question 346

skipped question 34

20. Do you have any other comments related to land use and economics?










Response Count

69

answered question 69

skipped question 311

21. Loudon’s predominant form of housing is Single Family. What other types of housing would you like to see Loudon encourage? (Please check all that apply)

		Response Percent	Response Count
2-Family (Duplexes)		40.9%	110
Conversion of Large Homes into Apartments		13.8%	37
Manufactured homes on individual lots		24.9%	67
Workforce Housing *		33.8%	91
Condominiums		23.0%	62
New Apartment Buildings		11.5%	31
Cluster Developments (single family homes on smaller lots with remaining area as open space)		36.4%	98
Housing for persons over 55 years of age		46.8%	126
Accessory Dwelling Units/In-law Apts. **		50.2%	135
answered question			269
skipped question			111

22. Do you have any other housing comments?

	Response Count
	65
answered question	65
skipped question	315

23. What areas/resources in Town do you think should be protected?

	Response Count
	125
answered question	125
skipped question	255

24. Do you use the Soucook River for any of the following activities?

	Yes	No	Response Count
Fishing	39.5% (121)	60.5% (185)	306
Swimming	19.5% (52)	80.5% (215)	267
Hiking	29.7% (80)	70.3% (189)	269
Canoeing/Kayaking/Boating	29.4% (82)	70.6% (197)	279
Birding	20.8% (54)	79.2% (206)	260
Nature Observation	42.3% (116)	57.7% (158)	274
		Other (please specify)	12
		answered question	322
		skipped question	58

25. If so, how often?

	Weekly	Monthly	Yearly	Response Count
Fishing	13.8% (16)	40.5% (47)	45.7% (53)	116
Swimming	13.7% (7)	27.5% (14)	58.8% (30)	51
Hiking	23.9% (21)	42.0% (37)	34.1% (30)	88
Canoeing/Kayaking/Boating	10.0% (8)	35.0% (28)	55.0% (44)	80
Birding	36.2% (21)	32.8% (19)	31.0% (18)	58
Nature Observation	39.8% (43)	35.2% (38)	25.0% (27)	108
			Other (please specify)	6
			answered question	181
			skipped question	199

26. Please describe any reasons why you cannot use the Suncook River if you wanted to:

	Response Count
	77
answered question	77
skipped question	303




27. Do you feel the Soucook River is important to the character of Loudon?

		Response Percent	Response Count
Yes		80.2%	275
No		4.4%	15
No Opinion		15.5%	53
answered question			343
skipped question			37




28. Do you feel the Town should invest in the development and improvement of access points to the Soucook River?

		Response Percent	Response Count
Yes		53.5%	176
No		19.1%	63
No Opinion		27.4%	90
If yes, where?			41
answered question			329
skipped question			51

29. Do you support the restoration of the Mill Pond in the Village as part of additional bridge abutment/dam repair efforts in the next few years? Doing so will provide increased recreational opportunities along the Soucook River and improve the general appearance of the area.

		Response Percent	Response Count
Yes		73.3%	244
No		12.6%	42
No Opinion		14.1%	47
answered question			333
skipped question			47

30. A greenway is a linear open space established along a natural corridor, usually designed to accommodate both wildlife and low-impact human recreational uses. A greenway can serve as a linkage between existing natural and historic sites. Are you in favor of creating a greenway along the Soucook River?

		Response Percent	Response Count
Yes		68.4%	227
No		13.3%	44
No Opinion		18.4%	61
answered question			332
skipped question			48

31. Do you support the continued use of 50% of the Land Use Change tax for conservation purposes? The funding has been used for appraisals that have led to the acquisition of three parcels of land for conservation purposes in town since 2005.

		Response Percent	Response Count
Yes		67.5%	222
No		13.7%	45
No Opinion		18.8%	62
answered question			329
skipped question			51

32. Do you have any other comments related to conservation?

	Response Count
	41
answered question	41
skipped question	339

33. In your opinion, what is the general condition of roads in Loudon?

		Response Percent	Response Count
Good		42.1%	143
Fair		48.5%	165
Poor		8.2%	28
No Opinion		1.2%	4
answered question			340
skipped question			40

34. Please identify any road(s) or specific segments of roads which you feel are particularly dangerous and should be improved:

	Response Count
	138
answered question	138
skipped question	242




35. Please identify any segments of roads which are dangerous for pedestrians and where sidewalks should be built:

	Response Count
	83
answered question	83
skipped question	297




36. Do you support the addition of bike lanes on local roads when appropriate?

		Response Percent	Response Count
Yes		55.5%	187
No		32.9%	111
No Opinion		11.6%	39
answered question			337
skipped question			43




37. Do you agree that traffic lights/intersection improvements are necessary at the NH 106/Staniels Road/Josiah Bartlett Road intersection?

		Response Percent	Response Count
Yes		64.1%	214
No		25.7%	86
No Opinion		10.2%	34
answered question			334
skipped question			46

38. Do you agree that traffic lights/intersection improvements are necessary at the NH 106/Chichester Road/S. Village Road intersection?

		Response Percent	Response Count
Yes		55.5%	186
No		37.0%	124
No Opinion		7.5%	25
answered question			335
skipped question			45

39. Do you have any other concerns regarding other intersections/access points along NH 106?




		Response Percent	Response Count
Yes		20.6%	63
No		60.5%	185
No Opinion		19.0%	58

If yes, please specify: 68

answered question 306

skipped question 74

40. Do you support the potential installation of center turn lanes along NH 106 as described in the NH Route 106 Interim Corridor Assessment?




		Response Percent	Response Count
Yes		64.7%	214
No		18.7%	62
No Opinion		16.6%	55

Comments: 36

answered question 331

skipped question 49




41. Do you support the potential installation of passing lanes along NH 106 as described in the NH Route 106 Interim Corridor Assessment?

		Response Percent	Response Count
Yes		33.0%	106
No		48.3%	155
No Opinion		18.7%	60

Comments: 24

answered question	321
skipped question	59




42. Do you have any other safety concerns regarding NH 106?

		Response Percent	Response Count
Yes		20.9%	63
No		59.5%	179
No Opinion		19.6%	59




If yes, please specify: 74

answered question	301
skipped question	79




43. Would you support New Hampshire Motor Speedway (NHMS) installing lights to help extend the NASCAR event day in case of rain (to eliminate a delay of the race until Monday)?

		Response Percent	Response Count
Yes		58.6%	201
No		34.1%	117
No Opinion		7.3%	25
answered question			343
skipped question			37

44. Would you support a Saturday night NHMS race to shorten a race weekend's impact on the area?

		Response Percent	Response Count
Yes		58.1%	198
No		35.5%	121
No Opinion		6.5%	22
answered question			341
skipped question			39




45. Do you have concerns/comments regarding NHMS race day traffic flow?

		Response Percent	Response Count
Yes		29.2%	93
No		62.1%	198
No Opinion		8.8%	28

If yes, please specify: 122

answered question	319
skipped question	61

46. Do you support the development of a potential Park and Ride lot along Route 106?




		Response Percent	Response Count
Yes		63.1%	212
No		18.5%	62
No Opinion		18.5%	62

answered question	336
skipped question	44

47. Do you have any other transportation related comments?

	Response Count
	49
answered question	49
skipped question	331




48. Do you have access to broadband internet (DSL, cable modem) that is adequate for your needs?

		Response Percent	Response Count
Yes		86.4%	287
No		9.0%	30
No Opinion		4.5%	15

If no, please note the street or general area that does not have service. 23

answered question	332
skipped question	48

49. Are you in favor of the Town investigating the potential installation of new sidewalks throughout the Village to improve pedestrian access to the Elementary School and Maxfield Public Library? The study and potential construction could be funded through the Federal Highway Administration's Safe Routes to School (SRTS) program.

		Response Percent	Response Count
Yes		71.5%	241
No		19.6%	66
No Opinion		8.9%	30

answered question	337
skipped question	43

50. Please indicate what recreational facilities you would like the Town to develop in the future. (Please check all that apply)

		Response Percent	Response Count
Basketball (Outdoor)		13.0%	42
Basketball (Indoor)		12.4%	40
Canoe / boat launch (Soucook River)		53.4%	172
Picnic Areas		39.8%	128
Community Center		31.7%	102
Recreational Trails (all types)		51.6%	166
Bicycle Paths		42.9%	138
Playgrounds		26.4%	85
Cultural Activities (summer concerts, etc.)		35.4%	114
Senior Center		23.6%	76
Seasonal Ice Rink		28.0%	90
None. Recreational facilities in Town are adequate.		10.6%	34
No Opinion		9.9%	32
	Other (please specify)		18
answered question			322
skipped question			58

51. Do you have any other community facility comments?

	Response Count
	40
answered question	40
skipped question	340

52. Loudon's effort should be:

	More	Same	Less	No Opinion	Response Count
Designation & Protection of Wetlands	27.4% (85)	46.5% (144)	12.3% (38)	14.2% (44)	310
Protection of Woodlands & Wildlife Habitat	33.4% (105)	50.0% (157)	3.5% (11)	13.1% (41)	314
Preservation of Farmland	45.2% (141)	41.3% (129)	2.9% (9)	10.6% (33)	312
Protection of Ground & Surface Water	38.0% (119)	46.0% (144)	3.2% (10)	12.8% (40)	313
Preservation of Historic Sites & Buildings	28.9% (88)	55.4% (169)	5.6% (17)	10.5% (32)	305
Operation of Parks & Recreational Facilities	28.3% (87)	57.7% (177)	2.6% (8)	12.1% (37)	307
Development of Trails	48.4% (151)	34.0% (106)	6.7% (21)	11.9% (37)	312
Expansion of Town Forests / Conservation Lands	37.5% (114)	43.1% (131)	8.9% (27)	11.2% (34)	304
Encourage Commercial / Retail Growth	46.7% (143)	31.4% (96)	12.7% (39)	9.8% (30)	306
Encourage Development of Light Industry	46.7% (141)	31.8% (96)	11.6% (35)	10.3% (31)	302
Development of Town Water System	15.3% (47)	30.0% (92)	36.8% (113)	18.2% (56)	307
Development of Town Sewer	16.1% (49)	29.2% (89)	37.0% (113)	18.4% (56)	305

System					
Improving Access to Ponds & Soucook River	50.2% (153)	29.5% (90)	6.9% (21)	13.8% (42)	305
Revitalizing the Village Area	40.7% (124)	37.7% (115)	10.5% (32)	11.5% (35)	305
Increasing the Municipal Land Area in the Village	18.7% (56)	45.7% (137)	18.7% (56)	17.0% (51)	300
Encouraging the Tourism Industry	33.2% (100)	40.9% (123)	12.0% (36)	14.0% (42)	301
Noise Control	25.8% (77)	52.5% (157)	10.0% (30)	12.0% (36)	299
Encouraging Growth of Industrial Parks	22.8% (68)	36.9% (110)	28.5% (85)	12.4% (37)	298
Adequacy of Zoning Ordinance & Regulations	11.3% (34)	66.8% (201)	9.3% (28)	13.0% (39)	301
Traffic Control	28.6% (87)	58.2% (177)	3.6% (11)	10.5% (32)	304
Protection of Aquifer	33.9% (100)	45.8% (135)	4.1% (12)	16.6% (49)	295

Other (please specify) 13

answered question 324

skipped question 56

53. Do you have any additional comments regarding Town Issues?

**Response
Count**

39

answered question 39

skipped question 341

54. Please rate these town services.

	Good	Fair	Poor	No Opinion	Response Count
Animal Control	44.8% (137)	20.9% (64)	4.9% (15)	29.4% (90)	306
Building Code Enforcement	47.9% (148)	25.2% (78)	4.5% (14)	22.3% (69)	309
Cemetery Care	34.9% (105)	25.2% (76)	14.3% (43)	25.6% (77)	301
Fire Protection	75.6% (233)	15.9% (49)	0.3% (1)	8.1% (25)	308
Health Regulations & Enforcement	43.4% (131)	23.5% (71)	2.3% (7)	30.8% (93)	302
Library	72.5% (224)	17.2% (53)	1.9% (6)	8.4% (26)	309
Natural Resource Conservation	45.5% (137)	29.6% (89)	1.7% (5)	23.3% (70)	301
Parks & Recreation	44.5% (133)	35.8% (107)	4.3% (13)	15.4% (46)	299
Planning Regulation Admin & Enforcement	41.0% (123)	29.7% (89)	5.7% (17)	23.7% (71)	300
Police Protection	78.1% (243)	16.1% (50)	1.9% (6)	3.9% (12)	311
Rescue / Ambulance Service	75.6% (232)	13.4% (41)	0.0% (0)	11.1% (34)	307
Road Maintenance	44.5% (137)	41.2% (127)	10.4% (32)	3.9% (12)	308
School System	54.1% (166)	22.8% (70)	4.9% (15)	18.2% (56)	307
Snow Removal	69.8% (213)	23.0% (70)	3.6% (11)	3.6% (11)	305
Garbage Disposal & Recycling	64.2% (194)	21.5% (65)	4.3% (13)	9.9% (30)	302
Welfare	23.2% (68)	18.4% (54)	2.4% (7)	56.0% (164)	293
Zoning Administration & Enforcement	38.6% (115)	28.5% (85)	7.4% (22)	25.5% (76)	298

Other (please specify) 12

answered question 316

skipped question 64

55. How much money should the Town spend on each service?

	More	Same	Less	No Opinion	Response Count
Animal Control	4.8% (13)	64.8% (175)	9.3% (25)	21.1% (57)	270
Building Code Enforcement	5.1% (14)	68.0% (185)	8.8% (24)	18.0% (49)	272
Cemetery Care	21.6% (58)	56.0% (150)	2.2% (6)	20.1% (54)	268
Fire Protection	17.0% (46)	65.9% (178)	5.2% (14)	11.9% (32)	270
Health Regulations & Enforcement	7.1% (19)	65.3% (175)	5.2% (14)	22.4% (60)	268
Library	21.7% (60)	54.0% (149)	10.9% (30)	13.4% (37)	276
Natural Resource Conservation	21.6% (60)	55.0% (153)	6.8% (19)	16.5% (46)	278
Parks & Recreation	26.5% (72)	55.9% (152)	3.7% (10)	14.0% (38)	272
Planning Regulation Admin & Enforcement	5.9% (16)	66.2% (180)	7.7% (21)	20.2% (55)	272
Police Protection	18.8% (52)	63.8% (176)	5.1% (14)	12.3% (34)	276
Rescue / Ambulance Service	19.9% (54)	65.7% (178)	1.5% (4)	12.9% (35)	271
Road Maintenance	42.6% (118)	46.6% (129)	0.4% (1)	10.5% (29)	277
School System	20.0% (55)	55.6% (153)	9.5% (26)	14.9% (41)	275
Snow Removal	12.1% (33)	75.1% (205)	0.7% (2)	12.1% (33)	273
Garbage Disposal & Recycling	10.9% (30)	71.2% (195)	3.3% (9)	14.6% (40)	274
Welfare	3.3% (9)	41.5% (112)	17.4% (47)	37.8% (102)	270
Zoning Administration & Enforcement	5.2% (14)	62.1% (167)	10.4% (28)	22.3% (60)	269
				Other (please specify)	15
answered question					286
skipped question					94

56. Please comment on any issues you believe are important to Loudon:

	Response Count
	129
answered question	129
skipped question	251